

The Gallup Student Poll measures hope, engagement, entrepreneurial aspiration, and career/financial literacy. SIATech administered the poll in Fall 2018 along with more than 350,000 other high school students nationwide. SIATech students frequently give higher responses than student responses in the nationwide sample. The poll reflects the many ways SIATech provides an excellent educational environment for its students.

# MycroSchool Jacksonville

## ENGAGEMENT

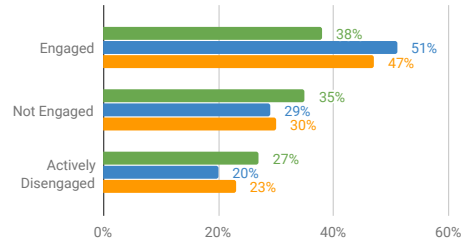
SIATech n=1,344    Nationwide n=343,679    MS JAX n=165

The involvement and enthusiasm for school. According to Gallup, engagement scores separate high performing from low-performing schools.

In 2018-2019, 38% of MycroSchool Jacksonville students were engaged in school.

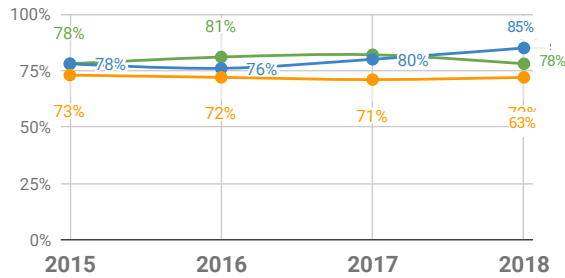
MycroSchool Jacksonville students agreed or strongly agreed to the following engagement indicators: school provides an opportunity to do their best (72%), schoolwork is considered important (78%), school is safe (73%), adults at school care (66%), and that a teacher makes them excited about the future (68%).

2018 Engagement



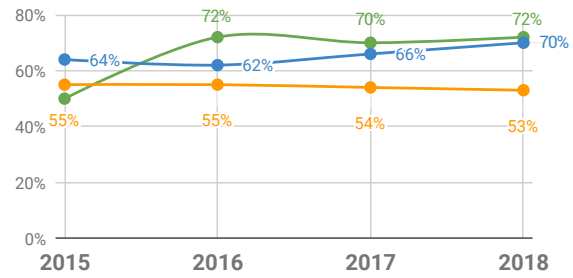
My teachers make me feel my schoolwork is important.

Percent who agree or strongly agree



At this school, I get to do what I do best every day.

Percent who agree or strongly agree



## HOPE

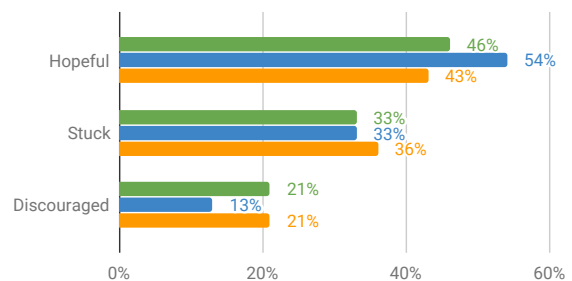
SIATech n=1,428    Nationwide n=360,046    MS JAX n=180

The ideas and energy we have for the future. Hope drives attendance, credits earned, and high school GPA, and is a predictor of college GPA and retention.

42% of MycroSchool Jacksonville students were hopeful in 2018-2019.

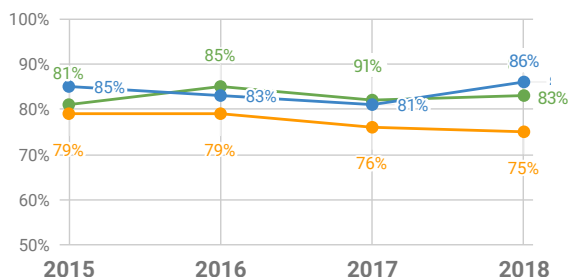
MycroSchool Jacksonville students agreed or strongly agreed to the following hope indicators: confidence in graduation (89%), having a great future ahead (88%), capacity to get good grades (75%), having set goals (83%), and post-graduation job outlook (86%).

2018 Hope



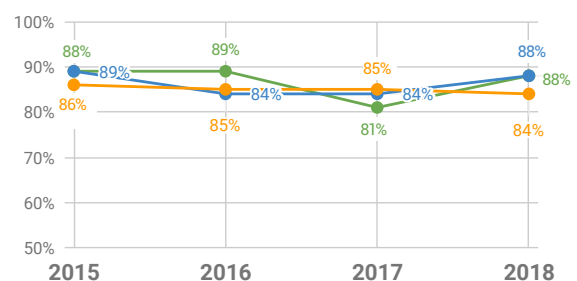
I have many goals

Percent who agree or strongly agree



I have a great future ahead of me.

Percent who agree or strongly agree



# MycroSchool Jacksonville

## ENTREPRENEURIAL ASPIRATION

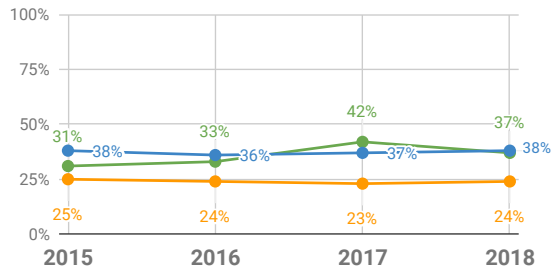
■ SIATech n=1,002   
 ■ Nationwide n=237,168   
 ■ MS JAX n=129

Entrepreneurial aspiration is the talent and energy for building businesses that survive, thrive, and employ others. According to Gallup, by identifying and nurturing students' innate entrepreneurial talent, educators can empower the next generation of innovators to spur and sustain long-term economic energy.

Most of the MycroSchool Jacksonville students plan to start their own business (63%) and some feel they are learning how to start and run a business (37%) and will invent something that will change the world (40%).

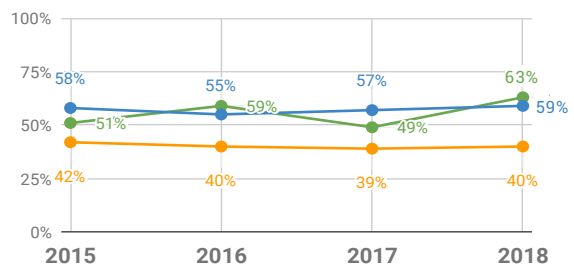
### I am learning how to start and run a business.

Percent who agree or strongly agree



### I plan to start my own business.

Percent who agree or strongly agree



## CAREER/FINANCIAL LITERACY

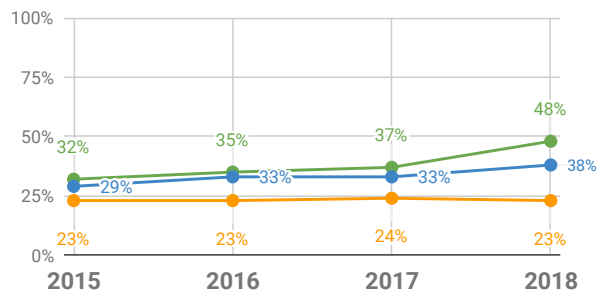
■ SIATech n=1,296   
 ■ Nationwide n=310,484   
 ■ MS JAX n=165

Career / financial literacy includes the information, attitudes, and behaviors that students need to practice for healthy participation in the economy. Wise economic choices can contribute to a thriving life.

The majority of MycroSchool Jacksonville students expressed that they are learning how to save and spend money (75%), and some students have a bank account (65%) and a paying job (48%).

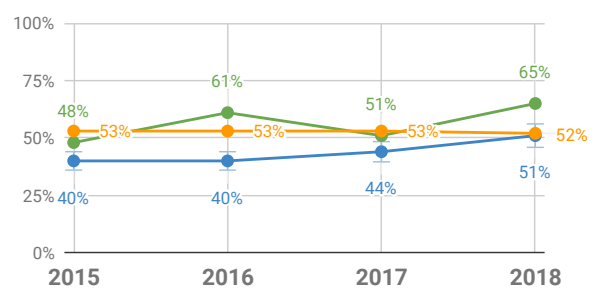
### I have a paying job now.

Percent who agree or strongly agree



### I have a bank account with money in it.

Percent who agree or strongly agree



#### GALLUP STUDENT POLL METHODOLOGY AND LIMITATIONS OF POLLING

The annual Gallup Student Poll is offered at no cost for U.S. schools and districts in the United States. The online poll is completed by a convenience sample of schools and districts each fall. Schools participating in the annual Gallup Student Poll are not randomly selected and are neither charged nor given any incentives beyond receipt of school-specific data. Participation rates vary by school. The poll is conducted during a designated survey period and available during school hours Monday through Friday only. The Gallup Student Poll is administered to students in grades 5 through 12. The primary application of the Gallup Student Poll is as a measure of non-cognitive metrics with links to student success in academic and other youth development settings. The overall data from the annual administration of the Gallup Student Poll may not reflect responses from a nationally representative sample of students, and the overall data are not statistically weighted to reflect the U.S. student population; thereby, overall data and scorecards should be used cautiously by local schools and districts as a data comparison. School and district data and scorecards provide meaningful data for local comparisons and may inform strategic initiatives and programming, though the results are not generalizable beyond the universe of the participating school or district.

